

It's my time


Idea: Creating different boxes for diversified leisure activities

Aim: Supporting autistic pupils in finding out their interests and becoming able to spend their leisure time in a more joyful and varied way,

- helping them to make a choice
- encourage them to try out new activities
- support them in getting orientation on their activities.



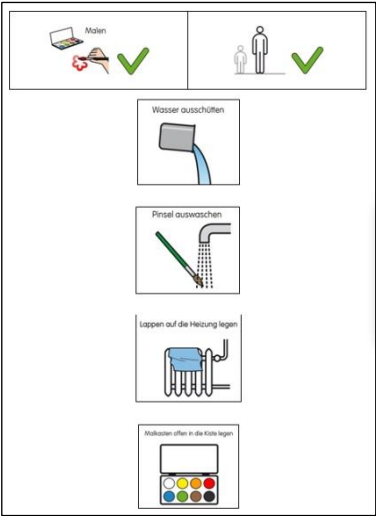




All boxes got a special label which contents information about:

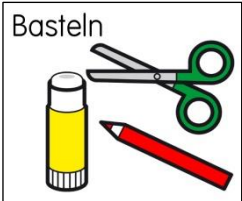
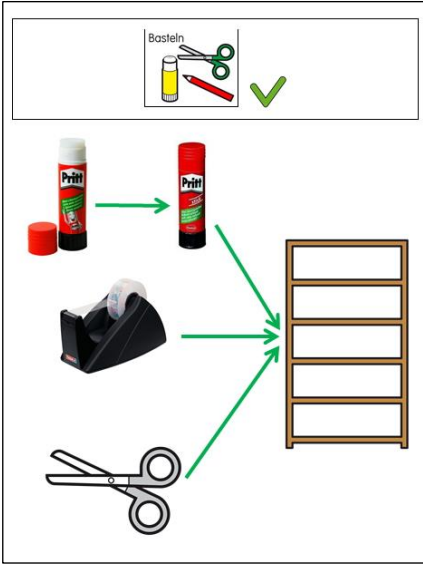
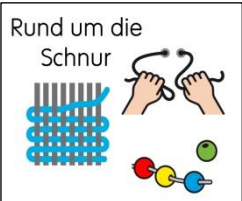

- What is in the box?
- When am I allowed to take the box?
- Do I need necessarily the help of an adult?
- How many children are allowed to play with the box at the same time?












All boxes content instructions how to deal with the things inside (if necessary).

Beside this main focus all boxes support children in developing different skills such as creativity, motorical development, concentration.

Box	Label	Content	Instructions														
"Painting"		<ul style="list-style-type: none"> - Water colour (2 boxes) - drawing pads - paintbrushes - water glasses - cloth 	<h3>How to tidy up?</h3> 														
"Listening and Reading"		<ul style="list-style-type: none"> - MP 3-Player (2x) and earphones - Booklet to make a choice - Different books 	<h3>How to do?</h3>  <h3>Example pages of the booklet</h3>  <table border="1" data-bbox="1585 1031 1870 1426"> <thead> <tr> <th>Inhalt</th> <th></th> </tr> </thead> <tbody> <tr> <td></td> <td>Hören und Lesen</td> </tr> <tr> <td></td> <td>Geschichten hören</td> </tr> <tr> <td></td> <td>Musik hören</td> </tr> <tr> <td></td> <td>Märchen hören</td> </tr> <tr> <td></td> <td>Neues erfahren</td> </tr> <tr> <td></td> <td>Musik und Geschichten zu Weihnachten</td> </tr> </tbody> </table>	Inhalt			Hören und Lesen		Geschichten hören		Musik hören		Märchen hören		Neues erfahren		Musik und Geschichten zu Weihnachten
Inhalt																	
	Hören und Lesen																
	Geschichten hören																
	Musik hören																
	Märchen hören																
	Neues erfahren																
	Musik und Geschichten zu Weihnachten																

Box	Label	Content	Instructions
"Crafting"		<ul style="list-style-type: none"> - Different materials for free creating activities (papers, wool, fabrics, straws, corks, buttons, bottlebrushes, absorbent cotton...) 	<p>Important for tidy up</p> 
"All around the cord"		<ul style="list-style-type: none"> - weaving frame and cords of fabrics - button ribbons - threading cards - straw chains 	

Box	Label	Content	
"Water"	 <p>Wasser</p>	<ul style="list-style-type: none"> - little glasses, cups, bottles - trays as pads - a pot for water - pipettes - syringes (without needle) - food colouring - straws - washing-up liquid - absorbent cotton - etc. 	
"Sand"	 <p>Sand</p>	<ul style="list-style-type: none"> - sand - glasses, cups, bottles - trays as pads - funnels - spoons - sand mill - etc. 	

Box	Label	Content	Instructions
"Bakery"	Backen 	<ul style="list-style-type: none"> - waffle iron - bowl - mixer - cup (for measuring) - fork - ingredients (eggs, flower, sugar, milk...) 	<p>Example page of the recipe book</p>  <p>Fülle den gelben Becher bis zum Strich mit Mehl!</p>  <p>Schüttele das Mehl in die Schüssel!</p>
„Plasticine“	Knete 	<p>Nothing to explain 😊</p>	