


# Heinrich-Böll-Schule: Projects' end – Start of the future



## Content:

1. Work on „Flight“
2. What happend to creative learning of staff?
3. How has the project develop? (Evaluation)
4. Our plans for future

# „Flight“



## 1. Work on „Flight“

- An impressive flower bouquet of very different ideas, how to deal with the theme:
  - Butterflies
  - Birds of prey
  - Planes
  - Rockets
  - Helicopters
  - Experiments with subject carrying air
  - Bees
  - Relaxed and self confident atmosphere
  - No problems in finding creative ideas for each group of pupils
- Lots of trips outside school -> Highlights for pupils and staff
- Lack of cooperation between classes because of missing a planning meeting



## 2. What happened to creative learning of all staff?

Involving all staff by organising a creative meeting on 3rd of June 2019:

- Working on the new school rules to find a creative way of dealing with them
- Working in small groups and in different genres: arts, drama, music, speech and language
- Presenting the results to all staff at the same afternoon

Creative working on 3rd of June 2019

	<u>yes</u>	<u>no</u>	<u>between yes and no</u>
I had a good time	34	2	1
I managed to let go of everyday life and get involved in the creative process.	26	9	2
I have come to terms with the open nature of the task.	33	2	2
I have found access to the topic.	31	4	2
I experience such an approach as enriching for the collegial togetherness.	35	2	0
I can imagine that such an approach can influence my planning and teaching.	20	13	1 3x <u>no answer</u>
That was a waste of time.	4	33	0
Wishes / criticism / suggestions for improvement / comments:			
<ul style="list-style-type: none"> <li>- less musical presentation more on the theme remain</li> <li>- more concrete planning ideas for the project week</li> <li>- Thank you very much. It was exciting, entertaining and funny!</li> <li>- <u>more</u> of them!</li> <li>- The teamwork still has to be done "sometime".</li> <li>- In order to simplify the transition to the planning work, it would then be necessary to refer back to the results. Results are left hanging and use for further planning</li> <li>- A great way to find ideas.</li> <li>- Beautiful! (too long)</li> <li>- Great! More of them</li> <li>- larger groups</li> <li>- more concrete for the project week I would have preferred</li> <li>- However, today we have not crystallized any concrete ideas for the project week in our group. That means: super for the team process, for the planning rather not so. (I think other groups were also planned. )</li> <li>Time difficult, because actually there would have been a lot to do for the musical.</li> <li>That was a little inhibiting, because you have to put the work later on.</li> </ul>			



## What did we do with these experiences?

- Concrete planning work for a project week in the classroom teams in September 2019
- Project week for the whole school 16th to 20th of September 2019
- Presenting the classroom activities of the project week to all staff on 23rd of September 2019
- Written documentation of the activities to keep ideas for the future, share them and develop them

## 3. How did the project develop? (Evaluation)



2017 - 2019

More than 100 pupils and 20 teachers were involved actively.

Experiences were collected in a working group, tried out in the project classes and then disseminated to all staff and all pupils.

The school community (incl. parents) and the local public were involved through common activities and information possibilities at the school festival

We got a lot of warm feedback from people who read the posts about the project on our homepage and blog.

## How did work on the project develop?

- Beginning: heavier workload because of
  - a) lack of routine in creative planning activities
  - b) on top activities beside the planning work for „normal“ lessons
  - Erasmus group worked on the goal to minimize the workload and developed a well working model that allows creative planning without heavier workload (feedback at the end)
- Working process inside project group with planning meeting, half-time meeting and evaluation meeting for each topic was quite efficiently.
  - Subgoals for each topic were defined and evaluated.
  - Experiences were spread out to all staff and constitute the first bricks of a creative curriculum for the school



- Involved colleagues described an enrichment for themselves throughout the whole time of the project:
  - more satisfaction and motivation because of enthusiastic pupils who learned obviously more sustainable



## 4. Our plans for the future

We want to implement in our daily life in school and further on in our school curriculum:


- Project-related collaborative work in working group(s)
  - we succeed in implementing the group meetings in our conference structure and ensured that engaged colleagues don't have disadvantages in their working time
- Creative meetings with all staff
  - Implementation of a creative form of common work for staff
  - Working in a creative way on common topics with all pupils (probably two topics in each school year)



# Key points for the future




- Anchoring the exhibition of educational work and programmes of activities for families in the concept of the annual school festival
- Material fund
  - We designed material boxes for the last two topics and want to go on with keeping and sharing ideas and material in school (for all staff)






CREATIVE  
LEARNING IN  
ACTION

2017





2018





2019





Erasmus+

